

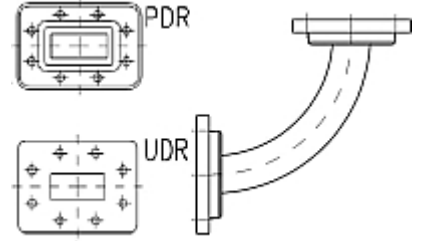


Rectangular Waveguide R 100 E-Bend 90 degree,
 flanges PDR/UDR 100, f= 8.20-12.50 GHz,
 VSWR max 1.06, A=75mm (2.9"),
 gasket and screw kit enclosure
 made of brass

FEATURES / BENEFITS

Waveguide installation

- The rectangular waveguide component provides simple installation in particular difficult cases
- It can be installed where less space is available
- It provides outstanding electrical performance



Picture only for illustration

Technical features

STRUCTURE

Type of Rectangular Waveguide Component		Bend in E-Plane
Waveguide Size IEC (EIA)		R100 (WR90)
Flange A		PDR100
Flange B		UDR100
Flange Finish		Brass un-plated
Package Quantity		1

ELECTRICAL SPECIFICATIONS

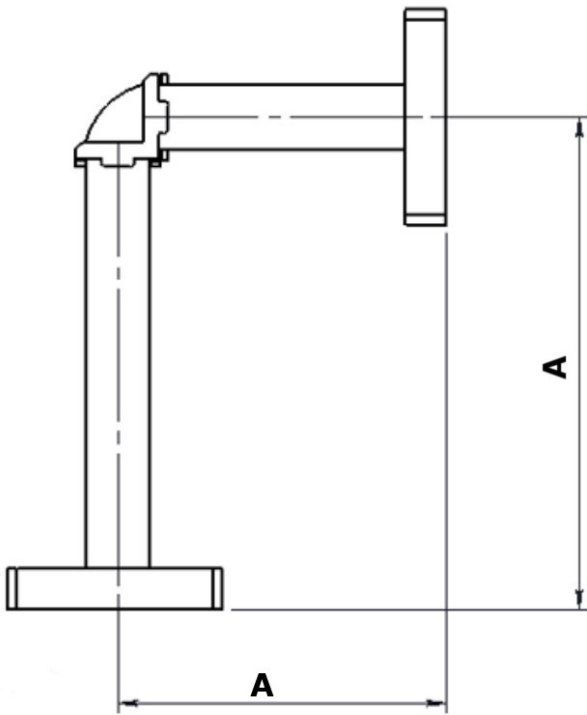
Minimum Return Loss (max. VSWR)	dB (VSWR)	30.7 (1.06)
---------------------------------	-----------	-------------

MECHANICAL SPECIFICATIONS

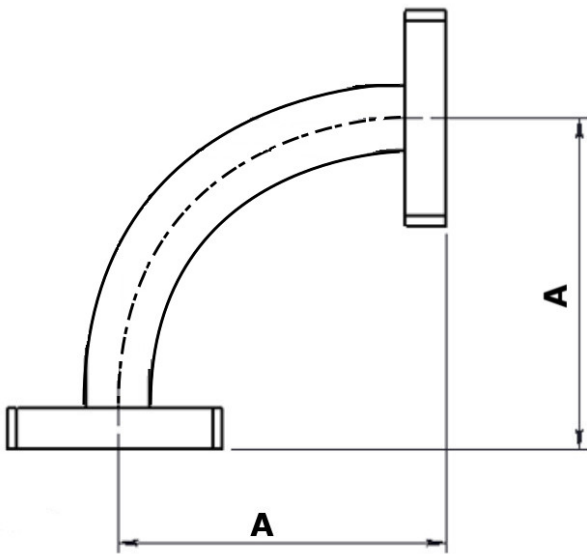
Bend/Twist	degree	90
Length	mm (in)	75 (2.9)

MATERIAL

Material		Brass
Color		Black



Design with casted bend



Design with accurate waveguide bend



External Document Links

Notes