




HYBRIFLEX fiber only patch cord, simplex single mode fiber, preterminated with SC/APC connectors on both ends of this LSZH, indoor cable. Optimized for Radio over Fiber (RoF) applications, for use within the RFS Technologies "Plug and Play" RoF solution.

FEATURES / BENEFITS

- High precision SC/APC connector provides low insertion loss, high return loss, excellent stability and durability
- All connectors are terminated and fully tested in controlled conditions to ensure optimum performance and reliability
- Available in a range of standard or customized lengths to simplify network design
- RFS' "Plug and Play" solution simplifies network design, minimizes installation/testing time and the necessary on site skills



Technical features

STRUCTURE

Cable Type		single mode fiber (G657A2), LSZH jacket, yellow
Number of Fiber		1

MECHANICAL SPECIFICATIONS

Minimum Bending Radius, (Operating)	mm (in)	20 (0.787)
Minimum Bending Radius, (Installation)	mm (in)	40 (1.575)
Tensile Strength (Operating)		40 N
Tensile Strength (Installation)		80 N
Crush Resistance (Operating)		100 N / 10 cm
Crush Resistance (Installation)		500 N / 10 cm

CABLE JACKET

Jacket Material		LSZH
Outer Diameter Nominal	mm (in)	2 (0.079)

F/O CABLE SPECIFICATIONS

F/O Cable Type		Tight Buffer, Single Mode
Core/Clad	µm	9 / 125
Fiber Termination End 1		SC/APC, simplex, single mode, IEC 61754-20
Fiber Termination End 2		SC/APC, simplex, single mode, IEC 61754-4
Fiber Attenuation		≤ 0.36dB/km λ=1310nm ; ≤ 0.22dB/km λ =1550nm
Connector Insertion Loss		SC/APC: Max. 0.30 dB @ 1310&1550nm@IEC 61300-3-4 Method B
Connector Return Loss		SC/APC: Min. 60 dB @ 1310&1550nm@IEC 61300-3-6

TESTING AND ENVIRONMENTAL

Storage Temperature	°C (°F)	-25 to 70 (-13 to 158)
Operation Temperature	°C (°F)	-20 to 60 (-4 to 140)
Installation Temperature	°C (°F)	-5 to 50 (23 to 122)



FOPC-UU1SS-XXXM

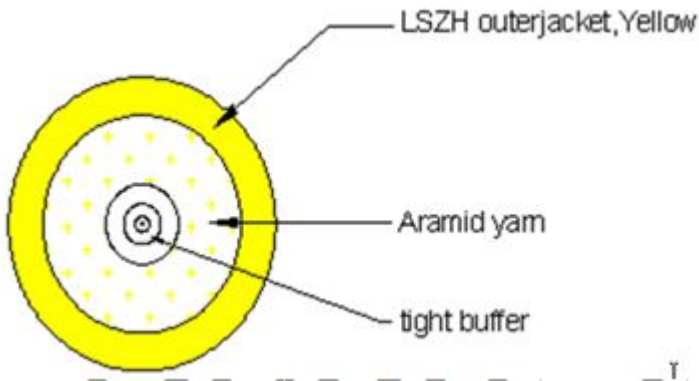
HYBRIFLEX® Fiber Optic Patch Cord, Simplex, SC/APC to SC/APC, Single Mode, LSZH, Indoor

ORDERING INFORMATION

Standard	1 pcs in PE bag
----------	-----------------

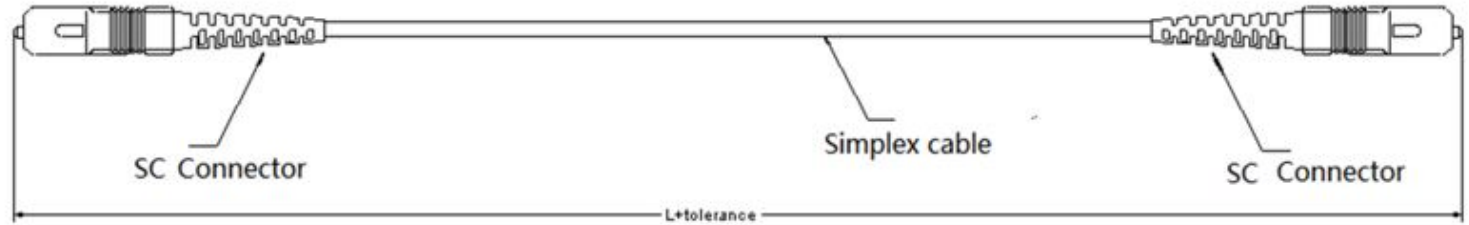
ADDITIONAL ASSEMBLIES

Length	Model Name
1 m	FOPC-UU1SS-001M
2 m	FOPC-UU1SS-002M
3 m	FOPC-UU1SS-003M
4 m	FOPC-UU1SS-004M
5 m	FOPC-UU1SS-005M
6 m	FOPC-UU1SS-006M
7 m	FOPC-UU1SS-007M
8 m	FOPC-UU1SS-008M
9 m	FOPC-UU1SS-009M
10 m	FOPC-UU1SS-010M



Side A

Side B



External Document Links

Notes