



The omnidirectional antenna I-ATO5-380/2700 is designed for broadband in-building DAS applications supporting all kind of safety and 4G commercial wireless communication networks. The antenna combines an aesthetical design with superior electrical characteristics notably a PIM optimized design to minimize network interferences. The antenna is constructed from lightweight materials ideal for easy ceiling mounting. The low profile and off-white radome blends easily into most building aesthetics with minimum visual impact.

FEATURES / BENEFITS

- **Wideband omnidirectional antenna, supporting all wireless services in the frequency bands 380-520 / 698-960/ 1710-2700MHz**
- **Aesthetical visual appearance, compact and light weight**
- **Indoor distribution of safety and commercial wireless services**
- **PIM optimized antenna design (140dBc @2x20W)**
- **Easy installation, ceiling mounting**



I-ATO5-380/2700

Technical features

GENERAL SPECIFICATIONS

Product Type		Omnidirectional Antenna
Techn. Application		Indoor

MECHANICAL SPECIFICATIONS

Number of Input Ports		1
Connectors		N female
Connector Cable	mm (in)	300 (11.81)
Mounting Hardware included		Ceiling, via hole
Height (Less Connectors)	mm (in)	18 (0.709)
Diameter (Less Connectors)	mm (in)	266 (10.47)
Weight	kg (lb)	0.4 (0.88)

ELECTRICAL SPECIFICATIONS

Frequenz	MHz	380-520	698-960	1710-2700
Gain	dBi	2.0 ± 1.0	2.2 ± 1.0	4.5 ± 1.0
VSWR	2.5	2.0		2.0
Intermodulation (IM3) (2x20W)	dBc	/	140dBc	140dBc
Impedance, Ohm	Ω	50		
Polarization		Horizontal		
Total Input Power max.	W	50		

MATERIAL

Radome Material		ABS
Radome Color		White (RAL 9003)

TEMPERATURE SPECIFICATIONS

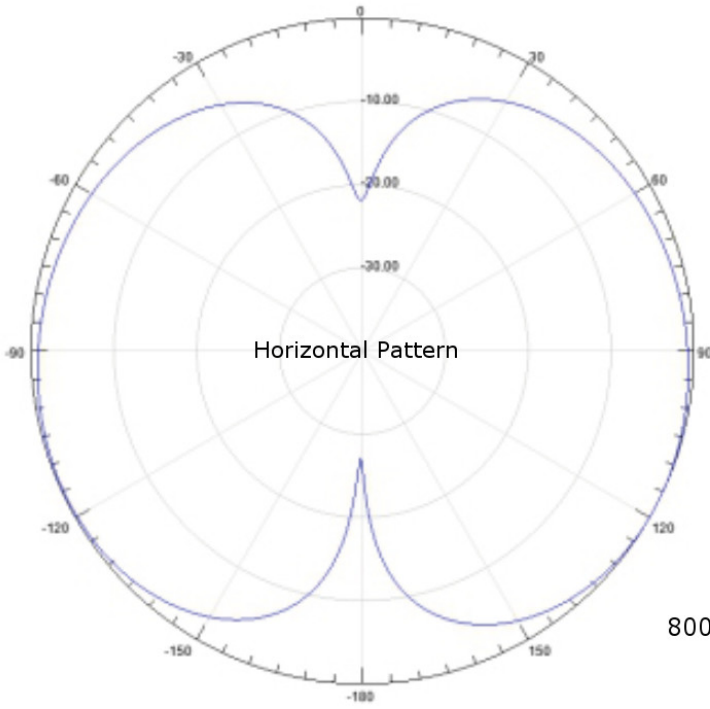
Operation Temperature	°C (°F)	-40 to 55 (-40 to 131)
-----------------------	---------	-------------------------



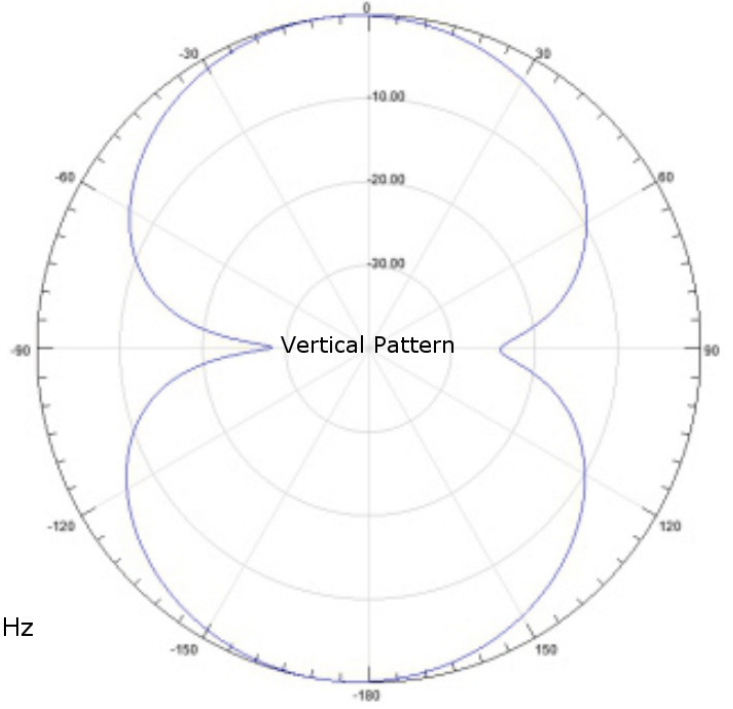
TESTING AND ENVIRONMENTAL

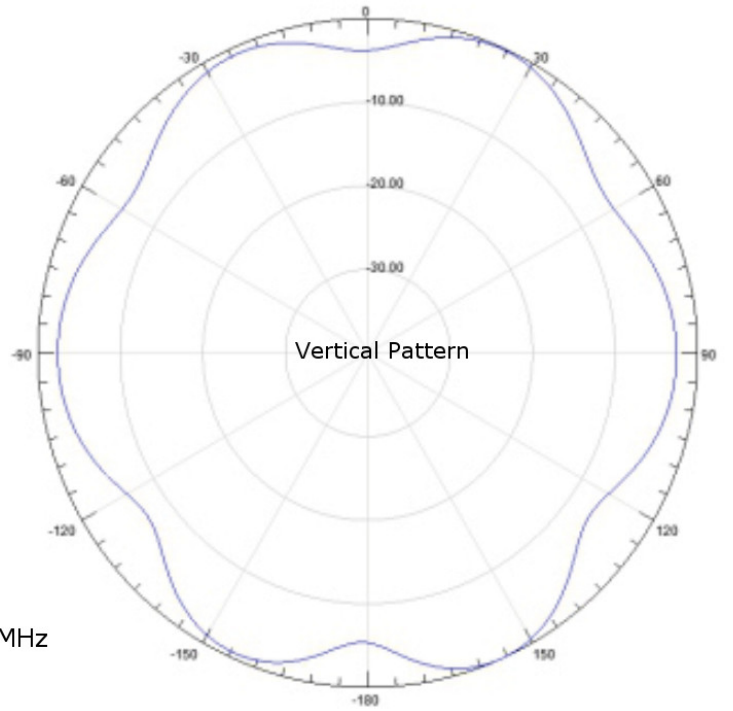
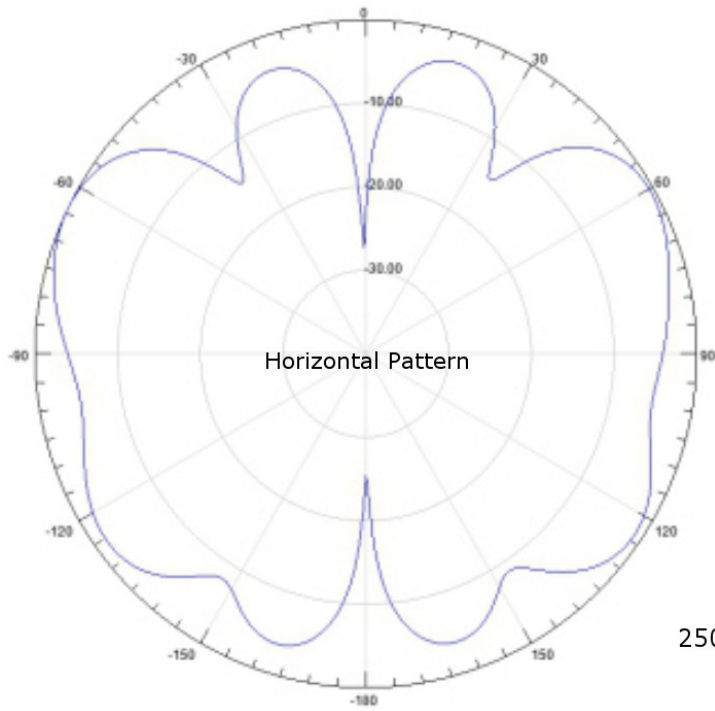
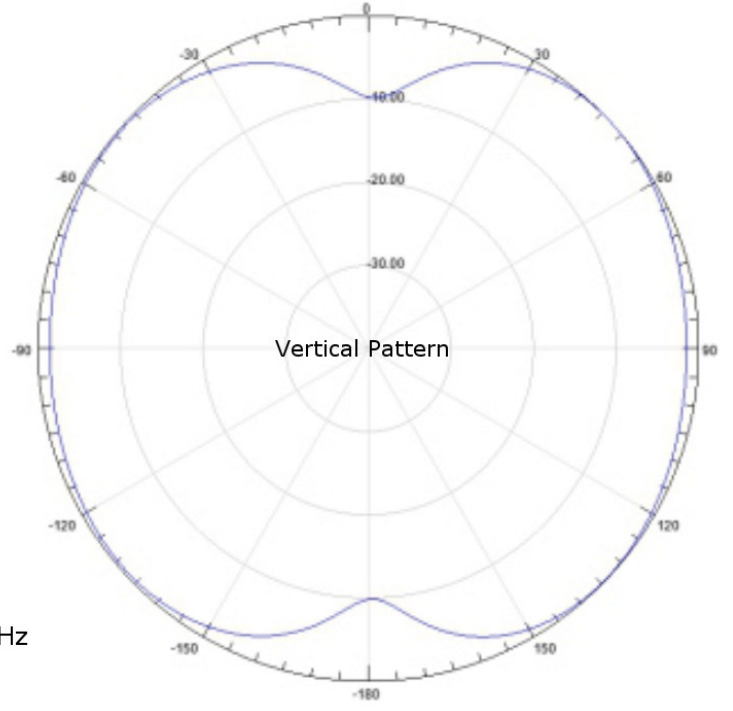
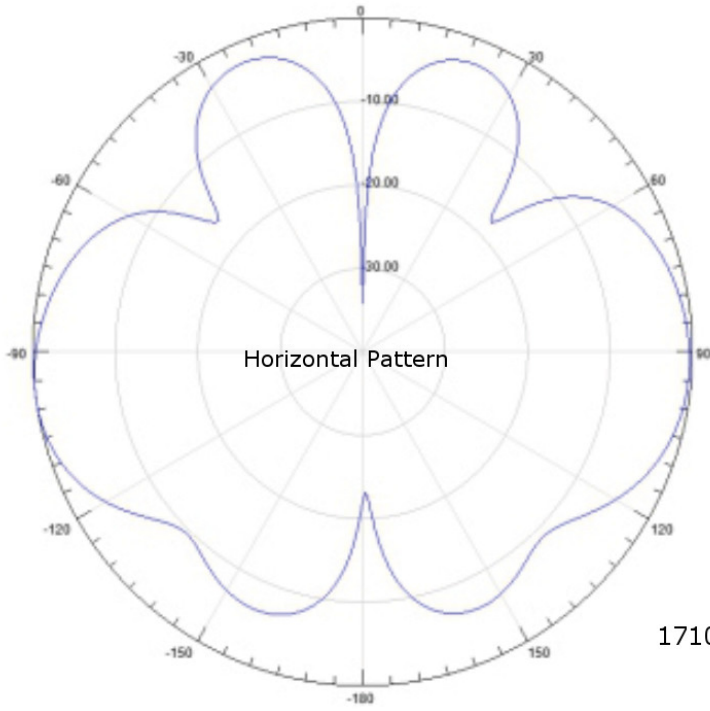
Environmental Class

IP65



800 MHz







External Document Links

Notes