



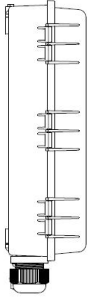
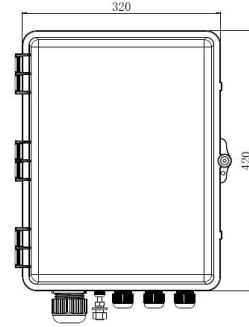
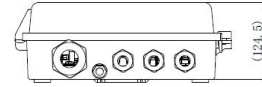
SBOH-4Z12SL-OS-JH

Transition Box for splicing up to 24 optical fibers and 8 power connections

This wall mounted transition box is used for terminating hybrid fiber optic and power cables. Optimised for RoF (Radio over Fibre) applications, the unit includes splice trays and electrical power terminals

FEATURES / BENEFITS

- Lockable and wall mountable to allow optimum network location
- Splicing capacity for up to 24 optical fibers
- Screw down power terminals for up to 8 connections.
- Bridging clamps permit extended distance or high power connection capability
- Separate grounding terminal provides network design flexibility
- Optimised fiber routing to ensure optimum optical performance, splice protectors included
- Rated to environment protection level IP65, suitable for indoor and outdoor locations



Splice Box, Outdoor, Hybrid trunk into Box, 4 DC pairs, Z no voltage protection, 12 fibre pairs, SM, LC-PC – Only Splicing, JH series

Technical features

PHYSICAL ATTRIBUTES

Power Connections	8 x screw down terminals up to 35A
Grounding	Separate screw down terminal
Mounting	Wall
Cable Glands	1 x PG36 for up to 2 cables (13 to 15mm) and 3 x PG21 (for 3 x 11 to 16mm dia. Cables)
No. of fibre optic splices	Up to 24

MECHANICAL SPECIFICATIONS

Material	ABS plastic
Dimensions (LxWxD)	mm (in) 420 x 320 x 124.5 (16.53 x 12.59 x 49.01)

TESTING AND ENVIRONMENTAL

Operation Temperature	°C (°F)	-40 to 85 (-40 to 185)
Protection Class		Environmental sealing class > IP65

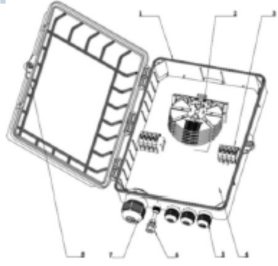
External Document Links

Notes



SBOH-4Z12SL-OS-JH

Transition Box for splicing up to 24 optical fibers and 8 power connections



No.	Part Name	Description	PCS
1	Distribution BOX body	ABS-PC material with cover and enclosure	1
2	Splice cassette	Splice cassette	8
3	DC terminal connector	DC cables terminals	8
4	Metal plate	Grounding and clamping fit for 2, 3, 6	1
5	Cable gland PG21	PE 21 - 16mm OD cables	3
6	Cable gland PG7	Grounding	1
7	Cable gland PG28	PE 28x5 13 - 13mm OD cables	1
8	MO Fiber assembly	Terminating box	1