




RFS Technologies TPS* series of Tappers unevenly split high power cellular signals in fixed ratios from 30:1 to 2:1 with minimal reflections or loss over the wireless bands in the range 350 - 2700 MHz.



The innovative asymmetric design ensures an excellent input VSWR and coupling flatness across the band. The lightweight design allows easy attachment to a wall.

Designed with only a few solder joints and an air dielectric, loss is minimized and reliability enhanced.

FEATURES / BENEFITS

- Splits in ratio 3:1
- Small size and weight
- 500 Watt average power rating
- Minimal RF insertion loss
- High reliability
- 7-16 DIN-female connectors
- Low PIM

Technical features

STRUCTURE

Product Type		Unequal Divider/Tapper
Techn. Application		Indoor
Number of Input Ports		1
Number of Output Ports		2

ELECTRICAL SPECIFICATIONS

Frequency Range	MHz	350 - 960 1710 - 2700
Connector Type		7-16 DIN female
Max. VSWR / Return Loss	VSWR/dB	1.30/17.7 (1.3)
Insertion Loss max.	dB	1.3
Coupling Value	dB	6.1
Coupling Flatness max.	dB	±0.8
Intermodulation (IM3)		150 dBc with 2x20 W tones

Impedance	Ohm	50
Input Power (Splitter mode) avg.	W	500

TEMPERATURE SPECIFICATIONS

Temperature Range	°C (°F)	-10 to +55 (14 to +131)
-------------------	---------	-------------------------

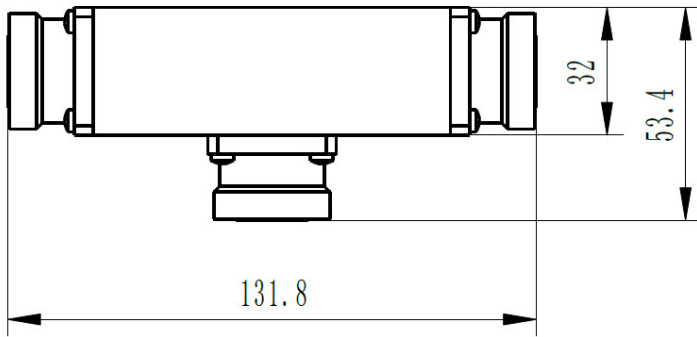
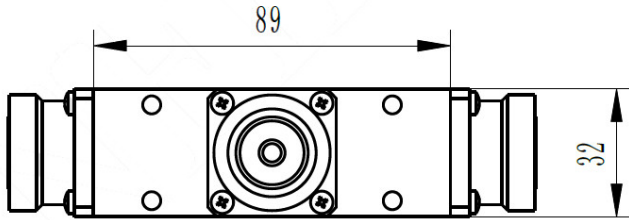


MECHANICAL SPECIFICATIONS

Height	mm (in)	89 (3.5)
Width	mm (in)	32 (1.26)
Length	mm (in)	32 (1.26)

TESTING AND ENVIRONMENTAL

Environmental Class		IP65
----------------------------	--	------



Dimensions in mm

[External Document Links](#)

[Notes](#)