



HB058-13U1SS3-150F

HYBRIFLEX® Hybrid Feeder Cabling Solution, 1x3SS, 5/8", 1 pair 6AWG, 3 Single Strand, Single-Mode Fiber with LC Connectors, 150 ft

PRODUCT DESCRIPTION

RFS Technologies' HYBRIFLEX Remote Radio Head (RRH) hybrid feeder cabling solution combines optical fiber and DC power for RRHs in a single lightweight aluminum corrugated cable, making it the world's most innovative solution for RRH deployments. It was developed to reduce installation complexity and costs at Cellular sites. HYBRIFLEX allows mobile operators deploying an RRH architecture to standardize the RRH installation process. HYBRIFLEX combines optical fiber (multi-mode or single-mode) and power in a single corrugated cable. It may eliminate the need for junction boxes and can connect multiple RRHs with a single feeder. Standard RFS Technologies CELLFLEX® accessories can be used with HYBRIFLEX cable.



FEATURES / BENEFITS

- Aluminum corrugated armor with outstanding bending characteristics - Minimizes installation time and enables mechanical protection and shielding
- Outer conductor grounding - Saves on installation costs
- Lightweight solution and compact design - Decreases tower loading
- Robust cabling - Eliminates need for expensive cable trays and ducts
- Installation of tight bundled fiber optic cable pairs directly to the RRH - Reduces CAPEX and wind load by eliminating need for interconnection
- Optical fiber and power cables housed in single corrugated cable - Saves CAPEX by standardizing RRH cable installation and reducing installation requirements
- UL-Listed, flame-retardant jacket, UV protected assemblies - Allows both indoor and outdoor applications
- **100% Factory tested - Online test results available**



TECHNICAL FEATURES

STRUCTURE

Cable Type		HYBRIFLEX®
Fire Performance		Flame Retardant
Size		5/8
Length	m (ft)	45.7 (150)

MECHANICAL SPECIFICATIONS

Outer Diameter Nominal	mm (in)	21.4 (0.84)
Cable Weight	kg/m (lb/ft)	0.6 (0.4)
Minimum Bending Radius, Single Bend	mm (in)	102 (4)
Minimum Bending Radius, Multiple Bends	mm (in)	254 (10)
Recommended / Maximum Clamp Spacing	m (ft)	1 / 1.2 (3.25 / 4)

CABLE JACKET

UV-Protection Individual and External Jacket		Yes
--	--	-----



HB058-13U1SS3-150F

HYBRIFLEX® Hybrid Feeder Cabling Solution, 1x3SS, 5/8", 1 pair 6AWG, 3 Single Strand, Single-Mode Fiber with LC Connectors, 150 ft

ARMOR SPECIFICATIONS

Armor Type		Corrugated Aluminum
Maximum DC-resistance of Armor		1.97 (0.6)
Diameter Corrugated Armor		18.5 (0.73)

DC POWER CABLE SPECIFICATIONS

Number of DC Pairs		1
Maximum DC-Resistance Power Cable	Ω/km (Ω/kft)	1.4 (0.42)
Cross Section of Power Cable	mm ² (AWG)	13.3 (6)
DC Wire Jacket Material		PVC/Nylon
DC Cable Single Bending Radius	mm (in)	83 (3.3)
DC Cable Diameter	mm (in)	6.45 (0.25)
DC Standards (Meets or Exceeds)		For use in Type MC per UL 1569, PVC Nylon, RoHS/REACH Compliant
Break-out length (Top)	mm (in)	914 (36)
Break-out length (Bottom)	mm (in)	914 (36)

F/O CABLE SPECIFICATIONS

Number of F/O Strands		3
F/O Cable Type		G657-A2 Single Mode, Bend Tolerant
Core/Clad	μm	9/125
Single Bending Radius	mm (in)	83 (3.3)
F/O Standards (Meets or Exceeds)		UL Listed Type OFNR (UL1666), RoHS Compliant
Optical Loss	dB/Km	0.5 @ 1310 nm 0.5 @ 1550 nm
FO Break-out Length (Top)	mm (in)	965 (38)
FO Break-out Length (Bottom)	mm (in)	965 (38)
Fiber Termination End 1		LC Connector
Fiber Termination End 2		LC Connector

TESTING AND ENVIRONMENTAL

Storage Temperature	°C (°F)	-40 to 70 (-40 to 158)
Operation Temperature	°C (°F)	-40 to 65 (-40 to 149)
Installation Temperature	°C (°F)	-20 to 65 (-4 to 149)
Jacket Specifications		UL1569 Type MC, UL Listed

EXTERNAL DOCUMENT LINKS

QuickShip 2.0 Program Information: [Download](#)
On-line Factory Test Results: [View](#)

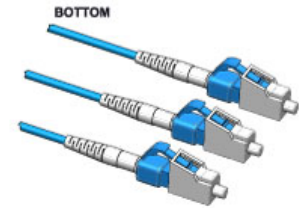

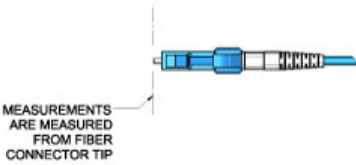
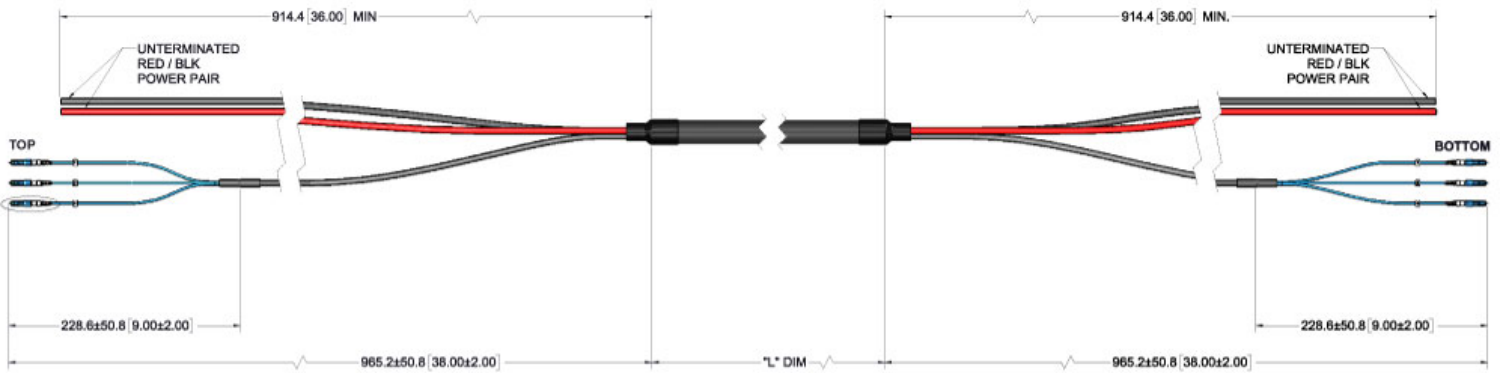
NOTES

Nominal length equals length of trunk not including top and bottom breakouts; breakout lengths add additionally to the total assembly length tip to tip



HB058-13U1SS3-150F

HYBRIFLEX® Hybrid Feeder Cabling Solution, 1x3SS, 5/8", 1 pair 6AWG, 3 Single Strand, Single-Mode Fiber with LC Connectors, 150 ft



ADDITIONAL ASSEMBLIES - 3 STRAND SM FIBER

Length, ft	Model Number
150	HB058-13U1SS3-150F